


# Z-FLEX®

Available in sizes  
3" to 24"  
single and double wall

SPECIAL GAS VENT FOR  
CATEGORY I, II, III, IV HEATING EQUIPMENT

## Z-Vent®

Designed for use with  
boilers, high efficiency  
furnaces, pool heaters,  
unit heaters and tankless  
water heaters.



CUT TO  
LENGTH  
IN THE  
FIELD



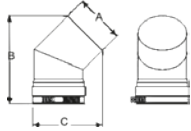
GAS-TIGHT  
DOUBLE  
LIP SEAL



**Z-Vent<sup>®</sup>** is manufactured using AL29-4C<sup>®</sup> advanced ferritic stainless steel\*\* with unmatched corrosion resistance for use with condensing furnaces and boilers. Z-Vent<sup>®</sup> was developed in the early 1980's and has thousands of field installations to date. Z-Vent<sup>®</sup> is manufactured utilizing a fail-safe gasket connection. No sealant required. The lengths of pipe may be cut on non-expanded end using aviation snips or a hacksaw (24tpi). The cut end must be filed or sanded smooth before joining.

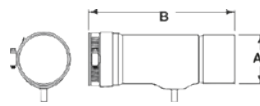


**45° DEGREE ELBOW**



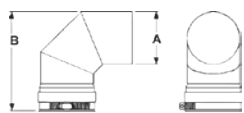
Catalogue No	A	B	C
2SVEEWC(F_)0345	3"	8.25"	5.5"
2SVEEWC(F_)0445	4"	7"	5.7"

**HORIZONTAL DRAINPIPE**



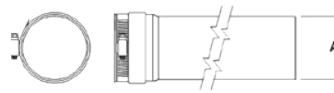
Catalogue No	A	B
2SVEDWC(F_)03	3"	8.5"
2SVEDWC(F_)04	4"	10.5"

**90° DEGREE ELBOW**



Catalogue No	A	B	C
2SVEEWC(F_)0390	3"	8.25"	5.5"
2SVEEWC(F_)0490	4"	7"	5.7"

**GAS VENT PIPE**



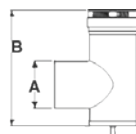
Catalogue No	A
2SVEPWC(F_)03	3"
2SVEPWC(F_)04	4"

**WALL TERMINATION**



Catalogue No	A	B	C
2SVS(TB,RTX)03	3"	4"	5"
2SVS(TB,RTX)04	4"	4"	6"

**VERTICAL DRAIN/TEE**



Catalogue No	A	B
2SVEVWC(F_)03	3"	7.5"
2SVEVWC(F_)04	4"	7.5"

**Features:**

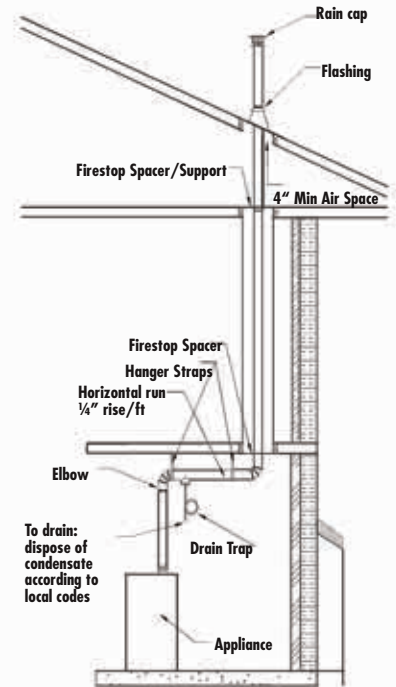
- Gasketed connections
- Fusion welded pipe seams
- Metallic special gas vent that can be cut to length on site
- 1" clearance to combustibles

**Benefits:**

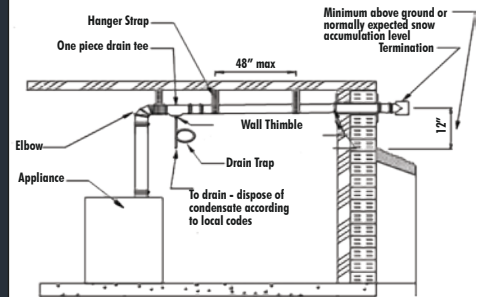
- No sealant required. Immediate start up, no call backs
- Provides an air-tight seam, smooth finish and a better fit
- Being able to cut the product in the field will save you time and money. Pipe available from 6" through 10" length
- Can be installed with minimum clearance to combustibles

Appliance connectors available for most equipment. Please refer to Z-Vent Appliance Adaptors

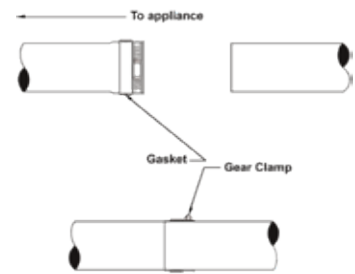
**Typical Installations**  
**Vertical Detail**



**Side Wall Detail**



**Joint Detail**



\*All drawings are for illustrative purposes only. Please refer to guide for specific U.L. installation instructions. Always defer to local building codes.  
\*\* AL29-4C<sup>®</sup> is a registered trademark of Allegheny Ludlum Steel Corporation

**U.S.A.**

20 Commerce Park North, Bedford, NH 03110-6911  
Tel: 603.669.5136 800.654.5600 Fax: 888.889.3539

**CANADA**

452 Attwell Drive, Etobicoke, ON M9W 5C3  
Tel: 416.679.0045 Fax: 416.679.0051



ver 07.2019

Email: sales@z-flex.com  
Web site: www.z-flex.com